

Pathway to Dreams:

Dream Journey Adapted Curriculum

Visual Supports Pages

For Aiding and Enhancing Communication



LESSON 1

VISUAL SUPPORTS

STRENGTHS

(examples)



listening



speaking



helping others



being a leader



organizing



teamwork



creativity



etiquette



independent
with a routine



reading



large crowds



math



completing
tasks



walking



writing



stressful
situations



loud sounds



communicating

Provide the visual supports page to students requiring additional processing, comprehension, or language support. Students may circle or indicate items at any time, to facilitate participation throughout the lesson.

LESSON 1

VISUAL SUPPORTS

CONDITIONS FOR SUCCESS (examples)

AVOID:



avoid
a lot of
reading



avoid
loud sounds



avoid
stress



avoid
a lot of
writing



avoid
crowds



avoid
a lot of
math

HAVE:



have a
calculator



have an
accessible
work place



computer
program that
reads words
for you



have a
speech-to-text
device



have a
support
person

DO:



watch others
model tasks



frequent
breaks



use a visual
task analysis



eat at
specific times



work flexible
hours

Provide the visual supports page to students requiring additional processing, comprehension, or language support. Students may circle or indicate items at any time, to facilitate participation throughout the lesson.

LESSON 2

VISUAL SUPPORTS

preference

vocational

game

work inside

work outside

work with people

work with animals

work alone

work with a partner/group

work fast

not work fast

do the same tasks

do different tasks

stay clean

clothes may get dirty

ok to work in a loud place

use technology

work with tools

work with money

not have to do math

work in a quiet place

Provide the visual supports page to students requiring additional processing, comprehension, or language support. Students may circle or indicate items at any time, to facilitate participation throughout the lesson.

LESSON 4

VISUAL SUPPORTS



game




happy



strengths



needs




**conditions
for success**



target



easy



hard



variety/options


(related jobs)

LESSON 5

VISUAL SUPPORTS



rights



communicate
(speak up)



help



partner



game



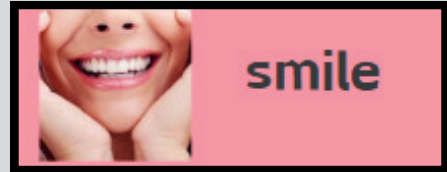
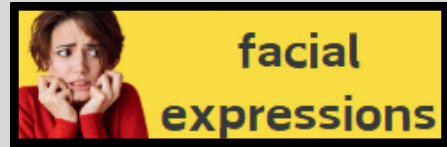
match

LESSON 6



VISUAL SUPPORTS



communication



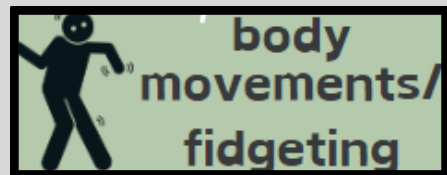

**alternate communication:
pictures**



**alternate communication:
device**



body language



game



LESSON 7

VISUAL SUPPORTS



appearance




hygiene



grooming



etiquette



appropriate dress



game



glow



grow

LESSON 8

VISUAL SUPPORTS



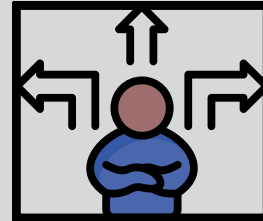
positive attitude



teamwork



adaptability



flexibility




solving problems



game



line up



index card



hold up


Provide the visual supports page to students requiring additional processing, comprehension, or language support. Students may circle or indicate items at any time, to facilitate participation throughout the lesson.

LESSON 9

VISUAL SUPPORTS



outfit



**strengths/
experiences**



**practice questions
with others**



hygiene



arrive early



**relax,
deep breath,
smile**




**greet
with a smile**



**introduce
with handshake**



practice handshake



practice interview



do




handshake



sit up straight



eye contact



nod



don't



slouch



**cross
your arms**




**mess with
hair/nails**



no gum



pop knuckles



**look at
phone**

Provide the visual supports page to students requiring additional processing, comprehension, or language support. Students may circle or indicate items at any time, to facilitate participation throughout the lesson.

LESSON 10

VISUAL SUPPORTS



positive/good



negative/bad



good attendance



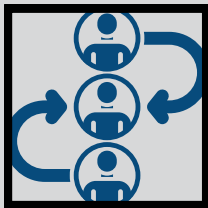
on time/punctual



independent
(with tools/supports)



make good decisions



dependable



accept feedback/
criticism



tidy



tools
(ex-calendar)



get more
work done



better work
quality



feel good
about your job



teamwork



less stress



employer want
you to stay



raise/promotion



evaluate/decide

Provide the visual supports page to students requiring additional processing, comprehension, or language support. Students may circle or indicate items at any time, to facilitate participation throughout the lesson.